

## Using database migration utility

This function of Unicenta allows the migration of a current database to another platform.

It can convert

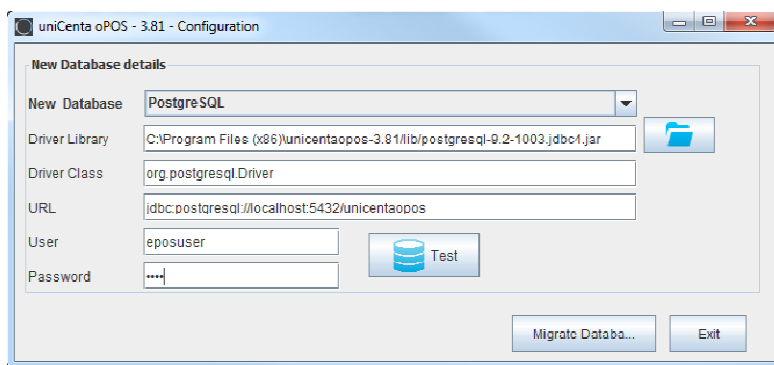
- embedded to MySQL or PostgreSQL
- MySQL to PostgreSQL
- PostgreSQL to MySQL.

As these seem to be the most commonly used database, that is all the code as been written to do.

Before running the migration function it is always recommended that you backup your database. If you are migrating from Derby, ensure that you have closed unicenta before starting.

Create an empty database on your target platform.

Run Migrate.bat



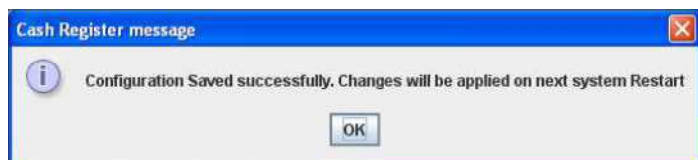
Enter the details into the configuration panel displayed.

In this example we are going to go Postgresql

You can test the connection to the database before you start, by clicking 'Test'

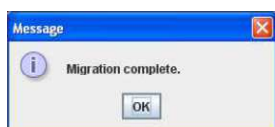
Click 'Migrate Database'

The empty database will be populated with the tables and data.



Once this is complete it will update the properties file, to point to the new version.

Clicking 'OK' will display the migration complete message.



Close the function and your new database should be ready with all the details from the original platform.